

**CITY OF OJAI  
RESOLUTION NO. 17-43  
A RESOLUTION OF THE CITY COUNCIL OF THE CITY OF OJAI  
UPDATING AND AMENDING THE SALARY SCHEDULE FOR MANAGEMENT AND  
NON-MANAGEMENT EMPLOYEES**

**WHEREAS**, the City Manager has prepared and presented to the City Council of the City of Ojai the budget for fiscal year 2017-2018; and

**WHEREAS**, the City Manager has reviewed the current budget, and analyzed the personnel needs of the City and the compensation for City personnel, and recommends that City Council set the salary schedule and employee compensation ranges as stated in the attached City of Ojai salary schedule; and

**NOW, THEREFORE, BE IT RESOLVED** by the City Council of the City of Ojai that:

**SECTION 1.** The City Council hereby approves establishment of a minimum and maximum salary range for each position as included in Exhibit A as updated.

**SECTION 2.** The City Manager is authorized to set the annual salary for each management employee within the ranges established in Section 1 of this resolution.


**SECTION 3.** The City Council hereby authorizes the City Manager to sign and execute any professional or consulting service contracts on behalf of the City, provided that the provision of those service have been approved as a part of the adopted budget.

**SECTION 4.** The City budget analysis shows impact fees collected by the City since 1991, some of which the City will hold for more than five years. Pursuant to State law, the Council hereby finds that the monies collected are necessary to carry out the purpose for which the impact fees were levied and the improvements to be so financed as identified by the City's Engineer will benefit the properties where development was approved.


City of Ojai  
Resolution No. 17-43

**PASSED, APPROVED and ADOPTED** this 10<sup>th</sup> day of October 2017 by the following vote:


AYES: Blatz, Francina, Haney, Johnston, Weirick  
NOES: None  
ABSENT: None  
ABSTAIN: None

  
\_\_\_\_\_  
John F. Johnston, Mayor  
  
10-13-17  
\_\_\_\_\_  
Date signed

ATTEST:

  
\_\_\_\_\_  
Gail Davis, Deputy City Clerk

APPROVED AS TO FORM:

  
\_\_\_\_\_  
Matthew Summers, City Attorney

**CITY OF OJAI**  
**RANGE PLACEMENT TABLE (1,872 annual hrs/36 weekly hours unless otherwise noted)**

**2.5% BETWEEN RANGES**  
**FIVE STEPS; APPROXIMATELY 5% BETWEEN STEPS**  
**APPROXIMATELY 22% BETWEEN SALARY MINIMUM AND MAXIMUM**

UPDATED 2 % approved September 27, 2016 (Res. # 16- ), Effective 1st Pay period beginning in July (July 4, 2016)

Revised 8/21/17

<b>ELECTED OFFICIALS</b>		<u>Monthly</u>
Mayor & Councilmembers		475.00
Clerk		350.00
Treasurer		350.00 Effective February 2017

<b>DIRECTORS &amp; MANAGEMENT GROUP (Placement within the range is determined by performance evaluation)</b>			
		<u>Salary Range</u>	
		<u>Minimum</u>	<u>Maximum</u>
City Manager (40+ hr week, 2,080 hr per year)	Hourly	76.92	76.92
	Semi-monthly	6,153.85	6,153.85
	Monthly	13,333.33	13,333.33
	Annual	160,000.00	160,000.00
Public Works Director (40+ hr week, 2,080 hr per year)	Hourly	62.41	73.69
	Semi-monthly	4,992.54	5,895.06
	Monthly	10,817.16	12,772.63
	Annual	129,805.92	153,271.56
Finance Director (40+ hr week, 2,080 hr per year)	Hourly	57.74	70.18
	Semi-monthly	4,618.94	5,614.35
	Monthly	10,007.71	12,164.42
	Annual	120,092.52	145,973.04
Community Development Director (40+ hr week, 2,080 hr per year)	Hourly	57.74	70.18
	Semi-monthly	4,618.94	5,614.35
	Monthly	10,007.71	12,164.42
	Annual	120,092.52	145,973.04
Assistant to City Manager (48F) (40+ hr week, 2,080+ hr per year)	Hourly	30.08	36.55
	Semi-monthly	2,406.24	2,923.92
	Monthly	5,213.52	6,335.16
	Annual	62,562.24	76,021.92
Records manager (48F) (40+ hr week, 2,080+ hr per year)	Hourly	30.08	36.55
	Semi-monthly	2,406.24	2,923.92
	Monthly	5,213.52	6,335.16
	Annual	62,562.24	76,021.92
Recreation Manager (36 hr week, 1,872 hr per year)	Hourly	39.92	48.53
	Semi-monthly	3,193.77	3,882.03
	Monthly	6,227.86	7,569.96
	Annual	74,734.32	90,839.52

Range Number	Recommended Title	Pay Period	Step					
			Step A	Step B	Step C	Step D	Step E	Step F
<b>Note: Ranges 1-9 and 11-16 are currently not in use</b>								
10	Trolley Facilities Clnr (Part Time, 999 max hr per year)	Hourly	13.06	13.71	14.40	15.12	15.88	-
		Semi-monthly	940.32	987.12	1,036.80	1,088.64	1,143.36	-
		Monthly	2,037.36	2,138.76	2,246.40	2,358.72	2,477.28	-
		Annual	24,448.32	25,665.12	26,956.80	28,304.64	29,727.36	-
17	Currently not used	Hourly	15.53	16.31	17.13	17.99	18.89	-
		Semi-monthly	1,118.16	1,174.32	1,233.36	1,295.28	1,360.08	-
		Monthly	2,422.68	2,544.36	2,672.28	2,806.44	2,946.84	-
		Annual	29,072.16	30,532.32	32,067.36	33,677.28	35,362.08	-
18	Currently not used	Hourly	15.92	16.72	17.56	18.44	19.36	-
		Semi-monthly	1,146.24	1,203.84	1,264.32	1,327.68	1,393.92	-
		Monthly	2,483.52	2,608.32	2,739.36	2,876.64	3,020.16	-
		Annual	29,802.24	31,299.84	32,872.32	34,519.68	36,241.92	-
18T	Video Technician (Part Time, 999 max hr per year)	Hourly	15.92	16.72	17.56	18.44	19.36	-
		Semi-monthly	1,146.24	1,203.84	1,264.32	1,327.68	1,393.92	-
		Monthly	2,483.52	2,608.32	2,739.36	2,876.64	3,020.16	-
		Annual	29,802.24	31,299.84	32,872.32	34,519.68	36,241.92	-

CITY OF OJAI  
RANGE PLACEMENT TABLE (1,872 annual hrs/36 weekly hours unless otherwise noted)

2.5% BETWEEN RANGES  
FIVE STEPS; APPROXIMATELY 5% BETWEEN STEPS  
APPROXIMATELY 22% BETWEEN SALARY MINIMUM AND MAXIMUM

UPDATED 2 % approved September 27, 2016 (Res. # 16- ), Effective 1st Pay period beginning in July (July 4, 2016)

Revised 8/21/17

Range Number	Recommended Title	Pay						
		Period	Step A	Step B	Step C	Step D	Step E	Step F
19	Trolley Driver (Part Time, 999 max hr per year)	Hourly	16.32	17.14	18.00	18.90	19.84	-
		Semi-monthly	1,175.04	1,234.08	1,296.00	1,360.80	1,428.48	-
		Monthly	2,545.92	2,673.84	2,808.00	2,948.40	3,095.04	-
		Annual	30,551.04	32,086.08	33,696.00	35,380.80	37,140.48	-
20	Currently not used	Hourly	16.73	17.57	18.45	19.37	20.34	-
		Semi-monthly	1,204.56	1,265.04	1,328.40	1,394.64	1,464.48	-
		Monthly	2,609.88	2,740.92	2,878.20	3,021.72	3,173.04	-
		Annual	31,318.56	32,891.04	34,538.40	36,260.64	38,076.48	-
21	Currently not used	Hourly	17.15	18.01	18.91	19.86	20.85	-
		Semi-monthly	1,234.80	1,296.72	1,361.52	1,429.92	1,501.20	-
		Monthly	2,675.40	2,809.56	2,949.96	3,098.16	3,252.60	-
		Annual	32,104.80	33,714.72	35,399.52	37,177.92	39,031.20	-
22	Currently not used	Hourly	17.58	18.46	19.38	20.35	21.37	-
		Semi-monthly	1,265.76	1,329.12	1,395.36	1,465.20	1,538.64	-
		Monthly	2,742.48	2,879.76	3,023.28	3,174.60	3,333.72	-
		Annual	32,909.76	34,557.12	36,279.36	38,095.20	40,004.64	-
22F	Office Specialist I (40 hr week, 2,080 hr per year)	Hourly	17.58	18.46	19.38	20.35	21.37	-
		Semi-monthly	1,406.40	1,476.80	1,550.40	1,628.00	1,709.60	-
		Monthly	3,047.20	3,199.73	3,359.20	3,527.33	3,704.13	-
		Annual	36,566.40	38,396.80	40,310.40	42,328.00	44,449.60	-
22T	Office Specialist I - Temp Part Time (Part Time, 999 max hr per year)	Hourly	17.58	18.46	19.38	20.35	21.37	-
		Semi-monthly	1,265.76	1,329.12	1,395.36	1,465.20	1,538.64	-
		Monthly	2,742.48	2,879.76	3,023.28	3,174.60	3,333.72	-
		Annual	32,909.76	34,557.12	36,279.36	38,095.20	40,004.64	-
23	Currently not used	Hourly	18.02	18.92	19.87	20.86	21.90	-
		Semi-monthly	1,297.44	1,362.24	1,430.64	1,501.92	1,576.80	-
		Monthly	2,811.12	2,951.52	3,099.72	3,254.16	3,416.40	-
		Annual	33,733.44	35,418.24	37,196.64	39,049.92	40,996.80	-
24	Currently not used	Hourly	18.47	19.39	20.36	21.38	22.45	-
		Semi-monthly	1,329.84	1,396.08	1,465.92	1,539.36	1,616.40	-
		Monthly	2,881.32	3,024.84	3,176.16	3,335.28	3,502.20	-
		Annual	34,575.84	36,298.08	38,113.92	40,023.36	42,026.40	-
25	Recreation Specialist II- 36 Hr	Hourly	18.93	19.88	20.87	21.91	23.01	-
		Semi-monthly	1,362.96	1,431.36	1,502.64	1,577.52	1,656.72	-
		Monthly	2,953.08	3,101.28	3,255.72	3,417.96	3,589.56	-
		Annual	35,436.96	37,215.36	39,068.64	41,015.52	43,074.72	-
26	Currently not used	Hourly	19.41	20.38	21.40	22.47	23.59	-
		Semi-monthly	1,397.52	1,467.36	1,540.80	1,617.84	1,698.48	-
		Monthly	3,027.96	3,179.28	3,338.40	3,505.32	3,680.04	-
		Annual	36,335.52	38,151.36	40,060.80	42,063.84	44,160.48	-
26F	Office Specialist II (40 hr week, 2,080 hr per year)	Hourly	19.41	20.38	21.40	22.47	23.59	-
		Semi-monthly	1,552.80	1,630.40	1,712.00	1,797.60	1,887.20	-
		Monthly	3,364.40	3,532.53	3,709.33	3,894.80	4,088.93	-
		Annual	40,372.80	42,390.40	44,512.00	46,737.60	49,067.20	-
26T	Office Specialist II Part-Time Temporary Max 999 hrs	Hourly	19.41	20.38	21.40	22.47	23.59	-
		Semi-monthly	1,397.52	1,467.36	1,540.80	1,617.84	1,698.48	-
		Monthly	3,027.96	3,179.28	3,338.40	3,505.32	3,680.04	-
		Annual	36,335.52	38,151.36	40,060.80	42,063.84	44,160.48	-

CITY OF OJAI  
RANGE PLACEMENT TABLE (1,872 annual hrs/36 weekly hours unless otherwise noted)

2.5% BETWEEN RANGES  
FIVE STEPS; APPROXIMATELY 5% BETWEEN STEPS  
APPROXIMATELY 22% BETWEEN SALARY MINIMUM AND MAXIMUM

UPDATED 2% approved September 27, 2016 (Res. # 16- ), Effective 1st Pay period beginning in July (July 4, 2016)

Revised 8/21/17

Range Number	Recommended Title	Pay Period	Step					
			Step A	Step B	Step C	Step D	Step E	Step F
27	Maintenance Worker I	Hourly	19.90	20.89	21.93	23.03	24.18	-
		Semi-monthly	1,432.80	1,504.08	1,578.96	1,658.16	1,740.96	-
		Monthly	3,104.40	3,258.84	3,421.08	3,592.68	3,772.08	-
		Annual	37,252.80	39,106.08	41,052.96	43,112.16	45,264.96	-
28	Currently not used	Hourly	20.39	21.41	22.48	23.60	24.78	-
		Semi-monthly	1,468.08	1,541.52	1,618.56	1,699.20	1,784.16	-
		Monthly	3,180.84	3,339.96	3,506.88	3,681.60	3,865.68	-
		Annual	38,170.08	40,079.52	42,082.56	44,179.20	46,388.16	-
29	Currently not used	Hourly	20.90	21.94	23.04	24.19	25.40	-
		Semi-monthly	1,504.80	1,579.68	1,658.88	1,741.68	1,828.80	-
		Monthly	3,260.40	3,422.64	3,594.24	3,773.64	3,962.40	-
		Annual	39,124.80	41,071.68	43,130.88	45,283.68	47,548.80	-
30	Accounting Specialist I	Hourly	21.43	22.50	23.62	24.80	26.04	-
		Semi-monthly	1,542.96	1,620.00	1,700.64	1,785.60	1,874.88	-
		Monthly	3,343.08	3,510.00	3,684.72	3,868.80	4,062.24	-
		Annual	40,116.96	42,120.00	44,216.64	46,425.60	48,746.88	-
31	Maintenance Worker II	Hourly	21.96	23.06	24.21	25.42	26.69	-
		Semi-monthly	1,581.12	1,660.32	1,743.12	1,830.24	1,921.68	-
		Monthly	3,425.76	3,597.36	3,776.76	3,965.52	4,163.64	-
		Annual	41,109.12	43,168.32	45,321.12	47,586.24	49,963.68	-
32	Currently not used	Hourly	22.51	23.64	24.82	26.06	27.36	-
		Semi-monthly	1,620.72	1,702.08	1,787.04	1,876.32	1,969.92	-
		Monthly	3,511.56	3,687.84	3,871.92	4,065.36	4,268.16	-
		Annual	42,138.72	44,254.08	46,463.04	48,784.32	51,217.92	-
33	Administrative Assistant I Administrative Secretary	Hourly	23.07	24.22	25.43	26.70	28.04	-
		Semi-monthly	1,661.04	1,743.84	1,830.96	1,922.40	2,018.88	-
		Monthly	3,598.92	3,778.32	3,967.08	4,165.20	4,374.24	-
		Annual	43,187.04	45,339.84	47,604.96	49,982.40	52,490.88	-
34	Currently not used	Hourly	23.65	24.83	26.07	27.37	28.74	-
		Semi-monthly	1,702.80	1,787.76	1,877.04	1,970.64	2,069.28	-
		Monthly	3,689.40	3,873.48	4,066.92	4,269.72	4,483.44	-
		Annual	44,272.80	46,481.76	48,803.04	51,236.64	53,801.28	-
34F	Accounting Specialist II (40 hr week, 2,080 hr per year)	Hourly	23.65	24.83	26.07	27.37	28.74	-
		Semi-monthly	1,892.00	1,986.40	2,085.60	2,189.60	2,299.20	-
		Monthly	4,099.33	4,303.87	4,518.80	4,744.13	4,981.60	-
		Annual	49,192.00	51,646.40	54,225.60	56,929.60	59,779.20	-
35	Dispatcher/Admin Secretary Senior Maintenance Worker	Hourly	24.24	25.45	26.72	28.06	29.46	-
		Semi-monthly	1,745.28	1,832.40	1,923.84	2,020.32	2,121.12	-
		Monthly	3,781.44	3,970.20	4,168.32	4,377.36	4,595.76	-
		Annual	45,377.28	47,642.40	50,019.84	52,528.32	55,149.12	-
35F	Planning & Building Technician (40 hr week, 2,080 hr per year)	Hourly	24.24	25.45	26.72	28.06	29.46	-
		Semi-monthly	1,939.20	2,036.00	2,137.60	2,244.80	2,356.80	-
		Monthly	4,201.60	4,411.33	4,631.47	4,863.73	5,106.40	-
		Annual	50,419.20	52,936.00	55,577.60	58,364.80	61,276.80	-
36	Currently not used	Hourly	24.85	26.09	27.39	28.76	30.20	-
		Semi-monthly	1,789.20	1,878.48	1,972.08	2,070.72	2,174.40	-
		Monthly	3,876.60	4,070.04	4,272.84	4,486.56	4,711.20	-

**CITY OF OJAI**  
**RANGE PLACEMENT TABLE (1,872 annual hrs/36 weekly hours unless otherwise noted)**

**2.5% BETWEEN RANGES**  
**FIVE STEPS; APPROXIMATELY 5% BETWEEN STEPS**  
**APPROXIMATELY 22% BETWEEN SALARY MINIMUM AND MAXIMUM**

UPDATED 2 % approved September 27, 2016 (Res. # 16- ), Effective 1st Pay period beginning in July (July 4, 2016)

Revised 8/21/17

Range Number	Recommended Title	Pay Period	Step					
			Step A	Step B	Step C	Step D	Step E	Step F
		Annual	46,519.20	48,840.48	51,274.08	53,838.72	56,534.40	-
37	Administrative Assistant II	Hourly	25.48	26.75	28.09	29.49	30.96	-
	Recreation Coordinator	Semi-monthly	1,834.56	1,926.00	2,022.48	2,123.28	2,229.12	-
	Trolley Coordinator	Monthly	3,974.88	4,173.00	4,382.04	4,600.44	4,829.76	-
	Administrative Analyst-City Mgr Office	Annual	47,698.56	50,076.00	52,584.48	55,205.28	57,957.12	-
38	<b>Currently not used</b>	Hourly	26.10	27.41	28.78	30.22	31.73	-
		Semi-monthly	1,879.20	1,973.52	2,072.16	2,175.84	2,284.56	-
		Monthly	4,071.60	4,275.96	4,489.68	4,714.32	4,949.88	-
		Annual	48,859.20	51,311.52	53,876.16	56,571.84	59,398.56	-
38F	Senior Accounting Specialist (40 hr week, 2,080 hr per year)	Hourly	26.10	27.41	28.78	30.22	31.73	-
		Semi-monthly	2,088.00	2,192.80	2,302.40	2,417.60	2,538.40	-
		Monthly	4,524.00	4,751.07	4,988.53	5,238.13	5,499.87	-
		Annual	54,288.00	57,012.80	59,862.40	62,857.60	65,998.40	-
39	<b>Currently not used</b>	Hourly	26.76	28.10	29.50	30.97	32.52	-
		Semi-monthly	1,926.72	2,023.20	2,124.00	2,229.84	2,341.44	-
		Monthly	4,174.56	4,383.60	4,602.00	4,831.32	5,073.12	-
		Annual	50,094.72	52,603.20	55,224.00	57,975.84	60,877.44	-
40	<b>Currently not used</b>	Hourly	27.42	28.79	30.23	31.74	33.33	-
		Semi-monthly	1,974.24	2,072.88	2,176.56	2,285.28	2,399.76	-
		Monthly	4,277.52	4,491.24	4,715.88	4,951.44	5,199.48	-
		Annual	51,330.24	53,894.88	56,590.56	59,417.28	62,393.76	-
41	Administrative Analyst I	Hourly	28.10	29.50	30.98	32.53	34.16	-
		Semi-monthly	2,023.20	2,124.00	2,230.56	2,342.16	2,459.52	-
		Monthly	4,383.60	4,602.00	4,832.88	5,074.68	5,328.96	-
		Annual	52,603.20	55,224.00	57,994.56	60,896.16	63,947.52	-
41F	Senior Planning/Building Tech (40 hr week, 2,080 hr per year)	Hourly	28.10	29.50	30.98	32.53	34.16	-
		Semi-monthly	2,248.00	2,360.00	2,478.40	2,602.40	2,732.80	-
		Monthly	4,870.67	5,113.33	5,369.87	5,638.53	5,921.07	-
		Annual	58,448.00	61,360.00	64,438.40	67,662.40	71,052.80	-
42	Senior Mechanic	Hourly	28.80	30.24	31.75	33.34	35.01	-
		Semi-monthly	2,073.60	2,177.28	2,286.00	2,400.48	2,520.72	-
		Monthly	4,492.80	4,717.44	4,953.00	5,201.04	5,461.56	-
		Annual	53,913.60	56,609.28	59,436.00	62,412.48	65,538.72	-
42T	Senior Mechanic Part-Time Temporary Max 999 hrs	Hourly	28.80	30.24	31.75	33.34	35.01	-
		Semi-monthly	1,096.62	1,151.45	1,208.94	1,269.48	1,333.07	-
		Monthly	2,376.00	2,494.80	2,619.38	2,750.55	2,888.33	-
		Annual	28,512.00	29,937.60	31,432.50	33,006.60	34,659.90	-
43	<b>Currently not used</b>	Hourly	29.52	31.00	32.55	34.18	35.89	-
		Semi-monthly	2,125.44	2,232.00	2,343.60	2,460.96	2,584.08	-
		Monthly	4,605.12	4,836.00	5,077.80	5,332.08	5,598.84	-
		Annual	55,261.44	58,032.00	60,933.60	63,984.96	67,186.08	-
44F	Accounting Supervisor / Accountant (40 hr week, 2,080 hr per year)	Hourly	30.27	31.78	33.37	35.04	36.79	-
		Semi-monthly	2,421.60	2,542.40	2,669.60	2,803.20	2,943.20	-
		Monthly	5,246.80	5,508.53	5,784.13	6,073.60	6,376.93	-
		Annual	62,961.60	66,102.40	69,409.60	72,883.20	76,523.20	-
45	Technical Support Specialist	Hourly	31.02	32.57	34.20	35.91	37.71	-
	Administrative Analyst II	Semi-monthly	2,233.44	2,345.04	2,462.40	2,585.52	2,715.12	-
		Monthly	4,839.12	5,080.92	5,335.20	5,601.96	5,882.76	-
		Annual	58,069.44	60,971.04	64,022.40	67,223.52	70,593.12	-

CITY OF OJAI  
RANGE PLACEMENT TABLE (1,872 annual hrs/36 weekly hours unless otherwise noted)

2.5% BETWEEN RANGES  
FIVE STEPS; APPROXIMATELY 5% BETWEEN STEPS  
APPROXIMATELY 22% BETWEEN SALARY MINIMUM AND MAXIMUM

UPDATED 2% approved September 27, 2016 (Res. # 16- ), Effective 1st Pay period beginning in July (July 4, 2016)

Revised 8/21/17

Range Number	Recommended Title	Pay Period	Step					
			Step A	Step B	Step C	Step D	Step E	Step F
45F	Technical Support Specialist (40 hr week, 2,080 hr per year)	Hourly	31.02	32.57	34.20	35.91	37.71	-
		Semi-monthly	2,481.60	2,605.60	2,736.00	2,872.80	3,016.80	-
		Monthly	5,376.80	5,645.47	5,928.00	6,224.40	6,536.40	-
		Annual	64,521.60	67,745.60	71,136.00	74,692.80	78,436.80	-
46	Currently not used	Hourly	31.80	33.39	35.06	36.81	38.65	-
		Semi-monthly	2,289.60	2,404.08	2,524.32	2,650.32	2,782.80	-
		Monthly	4,960.80	5,208.84	5,469.36	5,742.36	6,029.40	-
		Annual	59,529.60	62,506.08	65,632.32	68,908.32	72,352.80	-
47	Currently not used	Hourly	32.59	34.22	35.93	37.73	39.62	-
		Semi-monthly	2,346.48	2,463.84	2,586.96	2,716.56	2,852.64	-
		Monthly	5,084.04	5,338.32	5,605.08	5,885.88	6,180.72	-
		Annual	61,008.48	64,059.84	67,260.96	70,630.56	74,168.64	-
48	Associate Planner Public Works Supervisor Recreation Supervisor Transit Operations Supervisor	Hourly	33.42	35.09	36.84	38.68	40.61	-
		Semi-monthly	2,406.24	2,526.48	2,652.48	2,784.96	2,923.92	-
		Monthly	5,213.52	5,474.04	5,747.04	6,034.08	6,335.16	-
		Annual	62,562.24	65,688.48	68,964.48	72,408.96	76,021.92	-
48 F	Associate Planner (40 hr week, 2,080 hr per year)	Hourly	33.42	35.09	36.84	38.68	40.61	-
		Semi-monthly	2,673.60	2,807.20	2,947.20	3,094.40	3,248.80	-
		Monthly	5,792.80	6,082.27	6,385.60	6,704.53	7,039.07	-
		Annual	69,513.60	72,987.20	76,627.20	80,454.40	84,468.80	-
48 T	Associate Planner - Part Time (Part Time, 999 max hr per year)	Hourly	33.42	35.09	36.84	38.68	40.61	-
		Semi-monthly	1,284.10	1,348.27	1,415.51	1,486.20	1,560.36	-
		Monthly	2,782.22	2,921.24	3,066.93	3,220.11	3,380.78	-
		Annual	33,386.58	35,054.91	36,803.16	38,641.32	40,569.39	-
49	Currently not used	Hourly	34.25	35.96	37.76	39.65	41.63	-
		Semi-monthly	2,466.00	2,589.12	2,718.72	2,854.80	2,997.36	-
		Monthly	5,343.00	5,609.76	5,890.56	6,185.40	6,494.28	-
		Annual	64,116.00	67,317.12	70,686.72	74,224.80	77,931.36	-
50	Currently not used	Hourly	35.10	36.86	38.70	40.64	42.67	-
		Semi-monthly	2,527.20	2,653.92	2,786.40	2,926.08	3,072.24	-
		Monthly	5,475.60	5,750.16	6,037.20	6,339.84	6,656.52	-
		Annual	65,707.20	69,001.92	72,446.40	76,078.08	79,878.24	-
51	Currently not used	Hourly	35.99	37.79	39.68	41.66	43.74	-
		Semi-monthly	2,591.28	2,720.88	2,856.96	2,999.52	3,149.28	-
		Monthly	5,614.44	5,895.24	6,190.08	6,498.96	6,823.44	-
		Annual	67,373.28	70,742.88	74,280.96	77,987.52	81,881.28	-
52	Currently not used	Hourly	36.89	38.73	40.67	42.70	44.83	-
		Semi-monthly	2,656.08	2,788.56	2,928.24	3,074.40	3,227.76	-
		Monthly	5,754.84	6,041.88	6,344.52	6,661.20	6,993.48	-
		Annual	69,058.08	72,502.56	76,134.24	79,934.40	83,921.76	-
52T	PUBLIC WORKS INSPECTOR (Part Time Hourly, MAX 999 Hours)	Hourly	36.89	38.73	40.67	42.70	44.83	-
		Semi-monthly	1,417.43	1,488.13	1,562.67	1,640.67	1,722.51	-
		Monthly	3,071.09	3,224.27	3,385.78	3,554.78	3,732.10	-
		Annual	36,853.11	38,691.27	40,629.33	42,657.30	44,785.17	-

RECREATION PART-TIME (Part-Time Hourly, MAX 999 Hours)		(Effective January 1, 2016)						
05R	Facilities Assistant	Hourly	10.93	11.47	12.05	12.65	13.28	-
06R	Rec Leader I/Lifeguard I	Hourly	-	10.00	10.50	11.03	11.58	-
07R	Rec Leader II/Lifeguard II/WSI	Hourly	11.47	12.05	12.66	13.29	13.95	-

CITY OF OJAI  
 RANGE PLACEMENT TABLE (1,872 annual hrs/36 weekly hours unless otherwise noted)

2.5% BETWEEN RANGES  
 FIVE STEPS; APPROXIMATELY 5% BETWEEN STEPS  
 APPROXIMATELY 22% BETWEEN SALARY MINIMUM AND MAXIMUM

UPDATED 2 % approved September 27, 2016 (Res. # 16- ), Effective 1st Pay period beginning in July (July 4, 2016)

Revised 8/21/17

Range Number	Recommended Title	Pay Period	Pay Period					
			Step A	Step B	Step C	Step D	Step E	Step F
16R	Rec Specialist I	Hourly	14.33	15.06	15.80	16.60	17.43	-
21R	Rec Specialist II/Aquatics Specialist	Hourly	16.22	17.03	17.88	18.77	19.71	-
33R	Rec Admin Assistant RECREATION PART-TIME (Part-Time Hourly, MAX 999 Hours)	Hourly	22.71	23.84	25.03	26.28	27.60	-
			(Effective January 1, 2016)					
90R	Sports Official	Hourly	11.03	13.24	16.55	22.06	27.58	33.10
92R	Class/Camp Instructor	Hourly	13.24	16.55	19.86	23.16	27.58	33.10